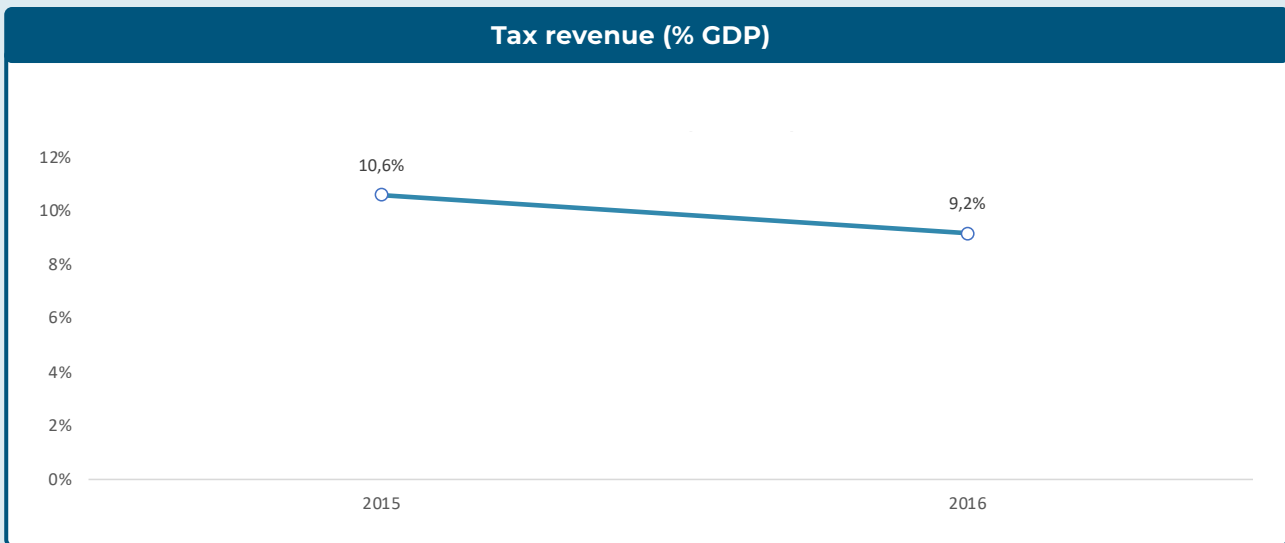




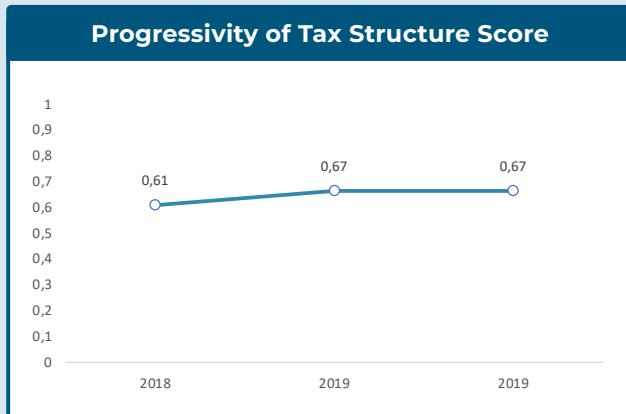
Stepping up domestic revenue mobilisation

Benin



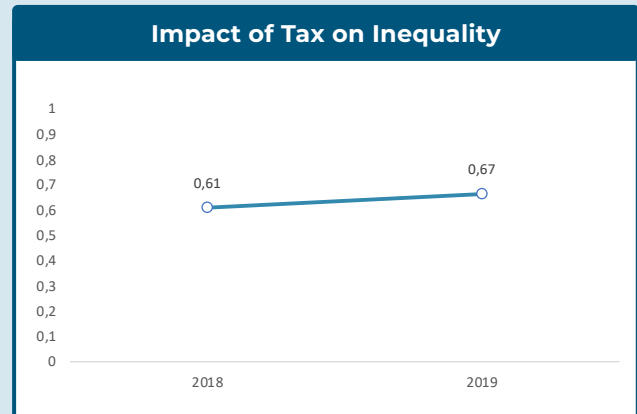
Source: Government Revenue Dataset (GRD) (ICTD-UNU-Wider).

Commitment to Reducing Inequality Index (CRI)



Scale of zero (least progressive) to 1.0 (most progressive).

Source: Oxfam international, the Commitment to Reducing Inequality Index



Calculated by multiplying the total revenue collected from each form of taxation as a share of GDP by a standard global coefficient for each tax that predicts its impact on the income Gini index. The results for all taxes are then summed. On a scale from 0 to 1, the country with the largest decrease in the value of the Gini coefficient as a result of this tax revenue scores a maximum of 1.0

Source: Oxfam international, the Commitment to Reducing Inequality Index