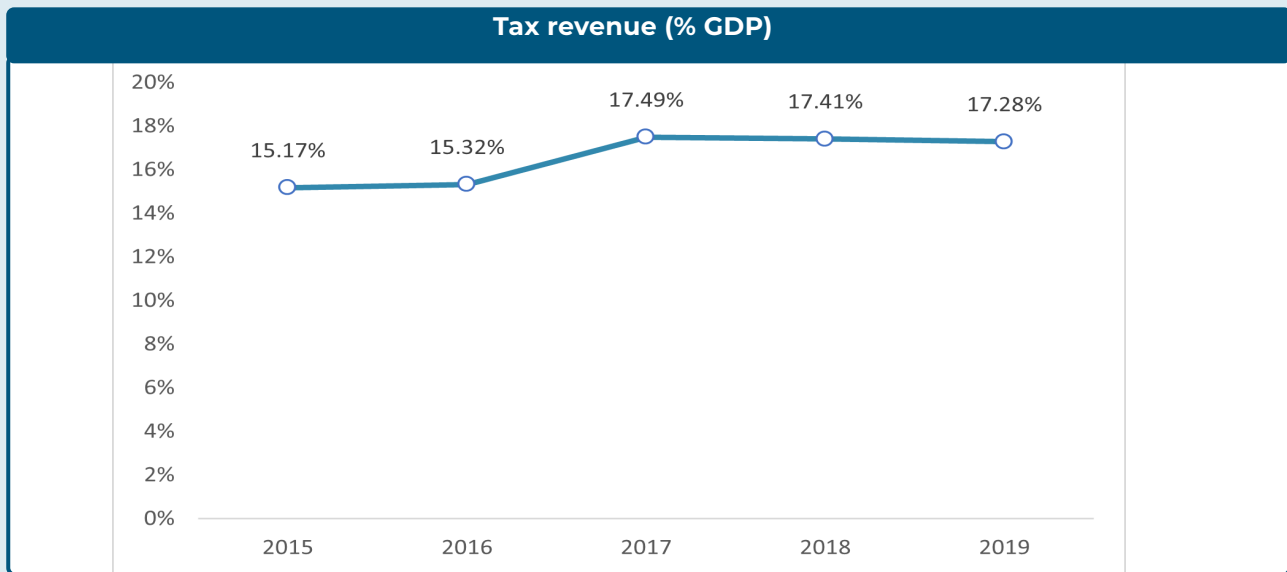
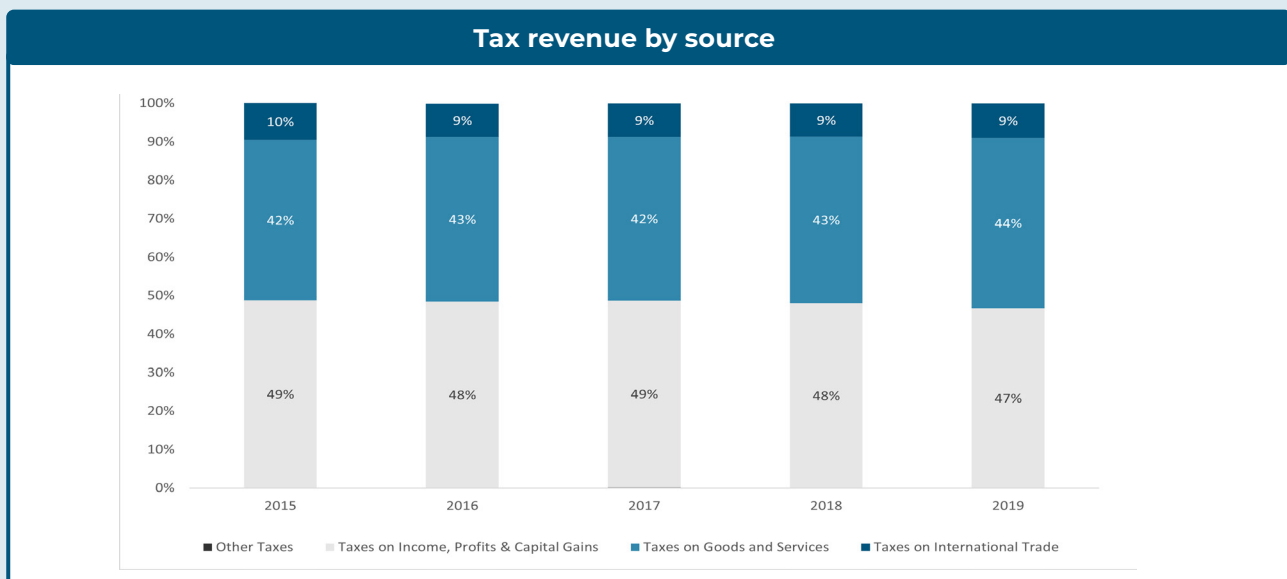




## Stepping up domestic revenue mobilisation Malawi



Source: Government Revenue Dataset (GRD) (ICTD-UNU-Wider).



Source: GRD (ICTD-UNU-Wider). The 2019 ATI Monitoring Report covers revenue from four core tax sources of ATI members (i.e. taxes on incomes, profits, and capital gains; taxes on goods and services; taxes on international trade and transactions; other taxes). Revenue from social security contributions, which are sometimes reported as part of the tax-to-GDP ratio, is not included.

## Public Expenditure and Financial Accountability (PEFA) Assessment: 2019

P19:  
Revenue administration



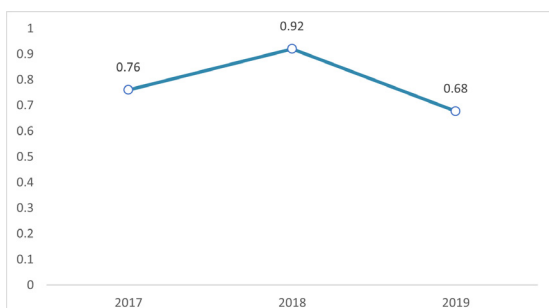
P20:  
Accounting for revenue



Source: PEFA assessment scores. Note: PEFA is a framework and process for assessing the public financial management systems of countries. Assessed countries receive a grade between A+ (highest) to D (lowest) for each of the assessment criteria, whereby grades for each one of the assessment criteria are based on distinct definitions. See PEFA (2018) for more information.

## Commitment to Reducing Inequality Index (CRI)

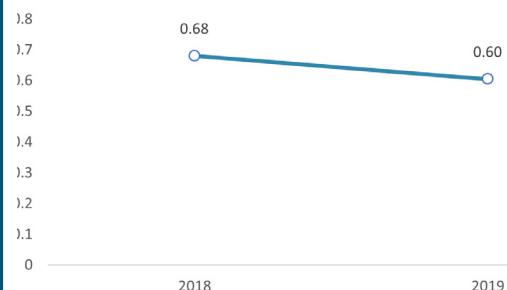
### Progressivity of Tax Structure Score



Scale of zero (least progressive) to 1.0 (most progressive).

Source: Oxfam international, the Commitment to Reducing Inequality Index

### Impact of Tax on Inequality



Calculated by multiplying the total revenue collected from each form of taxation as a share of GDP by a standard global coefficient for each tax that predicts its impact on the income Gini index. The results for all taxes are then summed. On a scale from 0 to 1, the country with the largest decrease in the value of the Gini coefficient as a result of this tax revenue scores a maximum of 1.0

Source: Oxfam international, the Commitment to Reducing Inequality Index